

made from  
DADO®  
quartz

installation  
guide  
pedestal basin

*Lifetime Warranty*  
The world's most luxurious  
bathtub material since 1998



## Table of Contents

Thank you for choosing DADOquartz® quality products. We recommend that you carefully read this guide to ensure your bathroomware's proper installation and reliability for many years to come.

<b>What is DADOquartz®?</b>	<b>3</b>
10 Reasons why DADOquartz®	3
<b>Installation</b>	<b>4</b>
Before Installation	4
Installation Requirements	4
Installation Notes	4
Technical Assistance	4
<b>Pedestal Basin</b>	<b>5</b>
<b>Care And Maintenance</b>	<b>6</b>
Routine Care	6
Standard Cleaning	6
Scratches	6
Repairs	7
<b>Lifetime Warranty</b>	<b>8</b>

Please ensure that your plumbing system is adequate and that you have sufficient space to complete the installation.

We recommend that you employ a suitably qualified professional to complete the installation of your new DADOquartz® bath. We cannot accept responsibility for poor or incorrect installation. Please keep these instructions in a safe place for future reference.



## What is DADOquartz®?

Mined from the Southern African earth, DADOquartz® material is created by combining Quartz ore and other natural minerals. Quartz is a noble variety of silica which gives DADOquartz® its alluring and wellness characteristics.

DADOquartz® and our unique manufacturing process gives our products exceptional strength, hardness and distinguishing longevity. DADOquartz® material is undoubtedly "THE WORLD'S MOST LUXURIOUS BATHTUB MATERIAL".

## 10 Reasons why DADOquartz®

- Lifetime Warranty
- Natural Satin Beauty
- Heat Retention
- 100% Solid Throughout
- Non-porous: Stain Resistant
- Scratch Resistant: Easy Maintenance
- 100% UV Resistant: No Discolouring
- Extreme Tolerance
- Bacterial Growth Resistant
- Easy to Clean



# Installation

## Before Installation

- We recommend that the installation be done by a minimum of 2 people as a safety precaution. Also make sure to adopt the proper posture when lifting the bath or basin.
- Adhere to all local building and plumbing codes.
- The diagrams in this guide are not construction plans. They are visual aids.
- For best results, the floor must be level and the wall must be square with the floor

## Installation Requirements

Please read the instructions carefully and follow the specified guidelines so as to avoid any damage to the fixture.

1. The owner/user of the product must keep this information for future reference.
2. Consult local building codes to make sure the installation complies with standards.
3. Remove the unit from its packaging. Before disposing of it, inspect the unit to make sure it is in good shape. Should inspection reveal any damage or defect in the finish, contact your distributor. The warranty does not cover damages or defects in the finish once it has been installed. The Manufacturer's responsibility for shipping damages ceases upon delivery of the product in good order to the carrier. All complaints regarding damage due to transport must be made.
4. Place the unit in the bathroom before you start working. Conserve all nuts and bolts.
5. To protect the unit during installation, we recommend that you lay a piece of cardboard on the bottom.
6. If the unit is covered with polyethylene protective film, do not remove until installation is complete to grant maximum protection. However, remove the film where any two surfaces will be in permanent contact.
7. Verify that all dimensions on the plan are the same as the ones of the unit.

## Installation Notes

**IMPORTANT!** Install this product according to the installation guide. Spout must provide a minimum of 60mm reach for adequate clearance into bath. Our products must be installed by certified professional only and according to our installation guide as well as federal, provincial/state and local building codes and regulations.

## Technical Assistance

If further assistance is required please contact your local distributor.



Terms & Conditions apply.

[www.dadoquartzbathware.com](http://www.dadoquartzbathware.com) | [www.fcbathrooms.com](http://www.fcbathrooms.com)

1.860.838.4688 | [info@fcbathrooms.com](mailto:info@fcbathrooms.com)

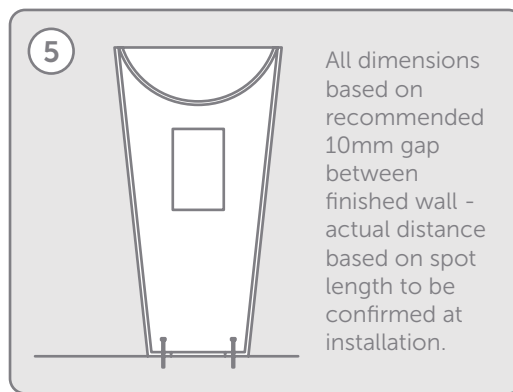
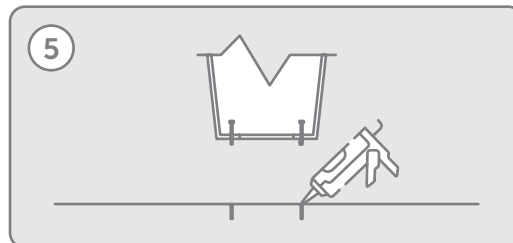
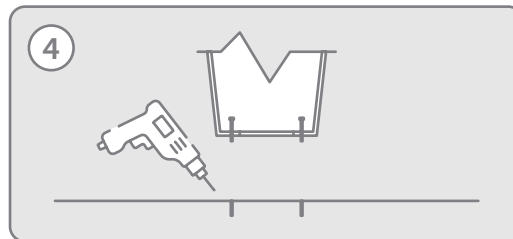
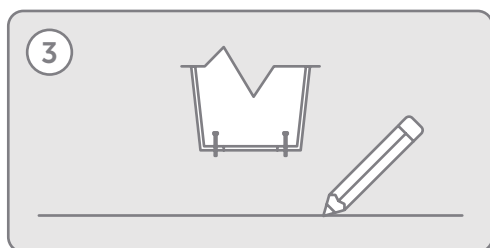
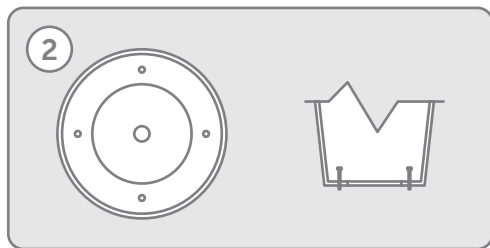
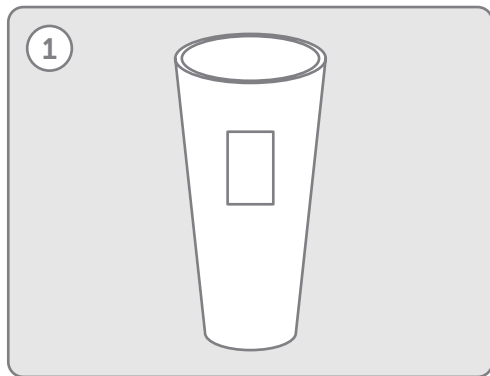
*Lifetime Warranty*

*The world's most luxurious  
bathtub material since 1998*



## Pedestal Basin

1. Place pedestal into installed position. Ensure product is level when placed and mounting holes are located at the sides. Face access panel to the back.
2. Place mounting hardware provided at the base of the basin. Place a metal washer onto the bolts.
3. Mark points on the floor according to the bolt screws on the basin.
4. Drill pilot holes in the floor mounting at the marked points.
5. Fill the drilled holes in the floor with a silicon or Epoxy.
6. Place basin in the holes and clean excess silicon.
7. Let set for 24hrs.



### Tools



1 Person  
Difficulty 3/10



Spirit Level



Safety Glasses



Gloves



Marking Pencil



Measuring Tape



Silicone



Drill



Masonry Drill

 **WARNING: DO NOT OVERTIGHTEN.** Overtightening may damage the products and cause personal injury and/or property damage.



Terms & Conditions apply.

[www.dadoquartzbathware.com](http://www.dadoquartzbathware.com) | [www.fcbathrooms.com](http://www.fcbathrooms.com)

1.860.838.4688 | [info@fcbathrooms.com](mailto:info@fcbathrooms.com)

**Lifetime Warranty**

The world's most luxurious  
bathtub material since 1998



## Care And Maintenance

To ensure you can enjoy your DADOquartz® product for many years, we recommend you follow the maintenance and cleaning instructions below.

### Routine Care

- Wash the DADOquartz® bathtub and basin with warm soapy water and a soft cloth after installation to remove any marks left behind after delivery and installation.
- Never expose the DADOquartz® product to petroleum-based products, such as paint removers, oven cleaners or other solvents (Note: personal hygiene products and cosmetics will not damage the surface).
- Stains should be treated and removed within 24 hours. For stubborn marks on white surfaces we suggest using a 'Magic Eraser' with soap and water.

### Standard Cleaning

- For standard cleaning of both gloss and matte finishes, multipurpose bathroom cleaning products should be used. Matte white finished products may occasionally require a mildly abrasive product.
- Highly abrasive products should be avoided, such products contain ammoniac as an ingredient and trichlorethane or methylene chloride. Use a mild detergent on all DADOquartz® products.
- Tools required for cleaning are a damp cloth or sponge and a mild cleaning agent.

### Scratches

Should one ever encounter a scratch on the surface of the polished or matte white DADOquartz® bathtub or basin it can easily be removed using "wet n dry 400 grit" sandpaper. Apply with water and gently sand out the scratch in a circular motion. Ensure there is no surface dirt by flushing with water.

### DADOquartz® Matte and Polished Finish

- We recommend sanding the area in a gentle circular motion, starting with 800-grit sandpaper for polished finish and 220-grit sandpaper for matte finish.
- Use a higher grit sandpaper to blend the repaired area to match the existing product finish.
- For polished finish, finish by polishing the surface using a cloth and white polishing compound for automobiles.



Terms & Conditions apply.

[www.dadoquartzbathware.com](http://www.dadoquartzbathware.com) | [www.fcbathrooms.com](http://www.fcbathrooms.com)

1.860.838.4688 | [info@fcbathrooms.com](mailto:info@fcbathrooms.com)

**Lifetime Warranty**

*The world's most luxurious  
bathtub material since 1998*



# installation guide

## pedestal basin

### Custom Color Finish

- Do not use polish directly on the color finish or rub with a sanding block.
- We highly recommend using a mild detergent to clean stains on the colored surface.

Mild detergents are available at any grocery retail outlet.

### Repairs

The repair kit is available at a cost and can be ordered from your local distributor.

Refer to our repair video for directions and assistance to repair severe chips, cracks or scratches.



Terms & Conditions apply.

[www.dadoquartzbathware.com](http://www.dadoquartzbathware.com) | [www.fcbathrooms.com](http://www.fcbathrooms.com)

1.860.838.4688 | [info@fcbathrooms.com](mailto:info@fcbathrooms.com)

*Lifetime Warranty*

*The world's most luxurious  
bathtub material since 1998*



## Lifetime Warranty

All our products are covered by our Lifetime Warranty. The complete version can be found on our website.

Herewith highlights:

Limited residential guarantee on bathtubs and basins made from DADOquartz®.

Items not purchased directly from Future Classics or an Authorized Dealer will not apply.

We guarantee that all products will be free from defects in materials and craftsmanship from the date of purchase regardless of the delivery or installation date, and for the lifetime of the product.

Warranties only apply to first time owners. Therefore, name that appears on original invoice.

Written notice of any defect must be given within ten days of the time the defect was discovered and must be accompanied by proof of purchase and contact details of the installer.

Warranty is void if the products are not water tested prior to installation or if not installed per our installation instructions and by a professional / licensed plumber or installer.

Future Classics will not be responsible for the cost of removing or reinstalling the bathtubs, or costs associated with any adjacent materials.

Future Classics does not warrant leaks associated with improper waste and overflow installation.

Blemishes, air holes or casting marks on the underside of the bathtub are not considered defects and do not affect the performance or quality of the bathtub.

Due to the inherent nature of the natural stone and its appearance, slight variations in the surface of the product are not considered defects or flaws. Variations in the surface do not compromise the structural integrity of the product. Tolerance on dimensions: ± 5%.

Exposure to strong chemicals may cause damage to the product and will result in the product warranty to be void.

The guarantee does not cover defects, damage, or failure caused by the installer, carrier, user, or any other person. Chips, cracks, and scratches can be repaired by a qualified technician at the owner's/user's expense.



Terms & Conditions apply.

[www.dadoquartzbathware.com](http://www.dadoquartzbathware.com) | [www.fcbathrooms.com](http://www.fcbathrooms.com)

1.860.838.4688 | [info@fcbathrooms.com](mailto:info@fcbathrooms.com)

*Lifetime Warranty*

*The world's most luxurious  
bathtub material since 1998*





# installation guide

pillar basin

The following is specifically excluded under this warranty: careless handling; modification of any type for any reason; connections supplied by the installer; misuse; incorrect or improper maintenance; incorrect or inadequate water use; use of improper cleaners and/or chemicals; lack of maintenance; or extraordinary acts of God.

Display floor models and overstock sale units are excluded from this guarantee.

Future Classics is not liable for incidental or consequential damage, loss of time, inconvenience, incidental expenses, labor or material charges or any other costs related to the sale of products or the application of any warranty or from any cause such as water damage to carpeting, floors or ceilings.

The warranty does not include labor, transportation, or other costs incurred in the removal and/or re-installation of the original unit or replacement unit.

Costs related to obtaining access for repair are not covered. The warranty is limited to the repair and/or replacement of the products.



Terms & Conditions apply.

[www.dadoquartzbathware.com](http://www.dadoquartzbathware.com) | [www.fcbathrooms.com](http://www.fcbathrooms.com)

1.860.838.4688 | [info@fcbathrooms.com](mailto:info@fcbathrooms.com)

*Lifetime Warranty*

*The world's most luxurious  
bathtub material since 1998*



The manufacturer pursues a policy of continual development and improvement and as such, product specifications may be changed without prior notice. All dimensions listed herein are only intended as a guide. Cast products are subject to size variants of +/- 5%. The exact color and finish of the products may vary from those depicted in the brochure. In addition to the natural matte white and polished finish, DADOquartz® bathtubs and basins are now available in custom matte colors. The manufacturer recommends that for absolute clarity in the selection of options, visit the nearest DADOquartz® approved stockist. Full warranty terms and conditions available on [www.dadoquartzbathware.com](http://www.dadoquartzbathware.com).



# FUTURECLASSICS

BATHROOMS ARTFULLY CRAFTED

t: 860 838 4688 e: [info@fcbathrooms.com](mailto:info@fcbathrooms.com) w: [www.fcbathrooms.com](http://www.fcbathrooms.com)

P.O Box 1254, Wshington CT 06793

